

Sinais Matemáticos

Igual e Diferente



SINAL	SIGNIFICADO
=	IGUAL



SINAL	SIGNIFICADO
≠	DIFERENTE

CONTE OS DOMINÓ, ESCREVA AS QUANTIDADE DE BOLINHAS E USE O SINAL = OU ≠.

<input type="text"/> _ <input type="text"/>	<input type="text"/> _ <input type="text"/>	<input type="text"/> _ <input type="text"/>


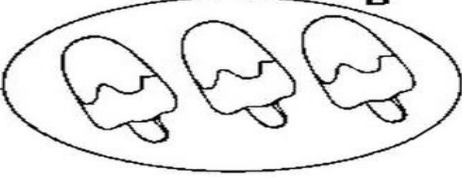
<input type="text"/> _ <input type="text"/>	<input type="text"/> _ <input type="text"/>	<input type="text"/> _ <input type="text"/>



COMPARE OS NUMERAIS E USE O SINAL = OU ≠.



3 _ 3	2 _ 8	1 _ 1
1 _ 0	10 _ 10	9 _ 9

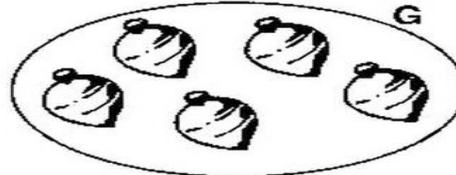

Coloque o numeral correspondente ao lado de cada conjunto.



Escreva o sinal correto:

A  2 \neq 3  B

C   D

E   F

G   H

I   J

5

4

8

6

9

2

+4

+3

+5

+4

+3

+1

Capriche amor!!!