

Líbano Brasileiro

Centro Educacional Líbano Brasileiro

Professora: Renata Lima


Turma: III – Educação Infantil

Disciplina: Português

1) Ligue cada vogal maiúscula a sua vogal minúscula correspondente, depois ligue cada vogal minúscula ao desenho por ela iniciado.

C

u



E

o




J

e




O

i



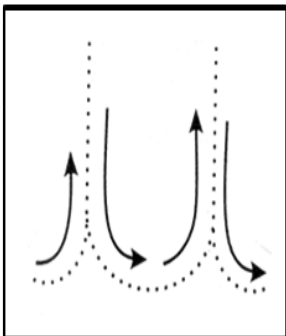
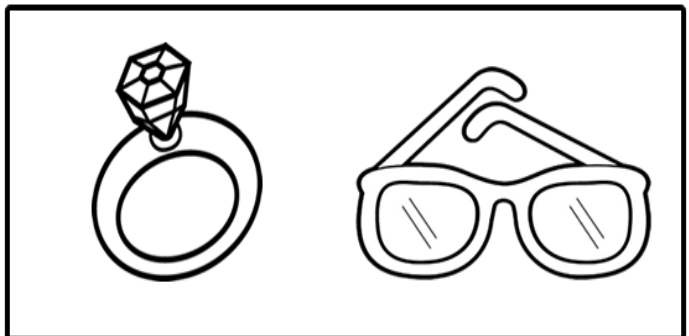

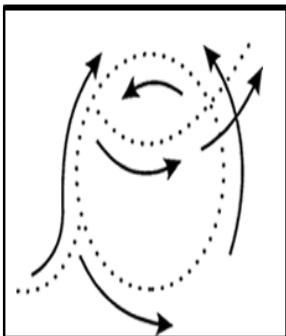


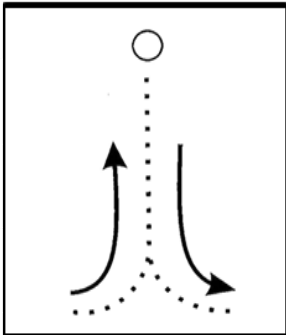


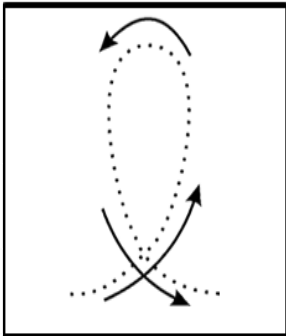


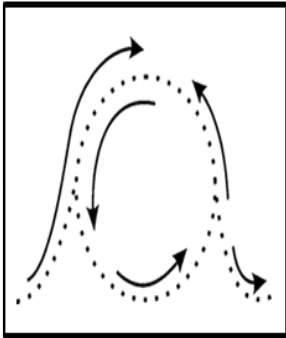


U

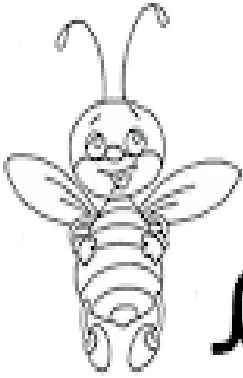
a




2) Cubra a vogal, seguindo a direção das setas, copie – as no quadro ao lado e pinte a figura iniciada por ela.




3) Circule a letra inicial do nome de cada desenho e copie-a no quadrinho ao lado.




a




abelha




e



elefante




i



ilha




l



leopardo



m



urso



4) Escreva as vogais minúsculas.

a l i o u

Five empty rounded rectangular boxes for writing lowercase vowels.

5) Agora escreva as vogais maiúsculas.

A E I O U

Five empty rounded rectangular boxes for writing uppercase vowels.